

HeartShaper®

Shape Hearts. Change Lives.

52 sessions
for your Sunday
school or children's
activity groups
with guided
leader's notes and
photocopiable
activity pages



**Primary
Edition**

How to Use HeartShaper®

Welcome to HeartShaper Children's Curriculum!

With HeartShaper Children's Curriculum, children will be engaged in Bible stories through multisensory learning, Bible skill-building, and focused life application.

Here's how to start

- Pray for God's help to guide kids to a relationship with Jesus Christ.
- Read these introductory pages and the pages for each session. The leaders' pages will guide through the session step-by-step.


How the lessons are organized

- 1 Focus In:** Children are introduced to the lesson theme and focus.
- 2 Explore His Word:** Children will interact with the Scripture passage and develop Bible skills.
- 3 Make It Real:** Children will discover how the Scripture applies to their lives.
- 4 Live It Out:** Children will plan and begin to practise the principles of what they've learned.

Important things to know

Scripture lists the passage children will learn in each session.

Focus is the main thought that children will learn and remember in each session.



The Fall

Scripture: Genesis 2:15-17; 3:1-6, 20-23
Focus: ♥ God lets us make choices.

Heart to Heart Teacher Devotion
Our culture shouts at your students (and you) the same thing the serpent told Eve: "You decide what's right for you. Be your own god." This lesson provides the opportunity for you to contradict that lie with God's truth. Your students (and you) have a choice to listen to and obey God or to listen to and obey Satan. And that choice has eternal consequences.

Session 2

FOCUS
♥ God lets us make choices.

Materials
2 boxes prepared as described here (Make one box look beautiful on the outside, but put something ugly inside it, such as a dirty sock. Make the other box look ugly, but put something nice inside it, such as sweets. Seal the boxes.)

Focus In (25 minutes)
1 Use the following activity to help children discover that choices always have consequences.

Welcome
• Welcome each child warmly by name.

Two Box Choice
Select two children and secretly tell them what is in each box. One child will try to persuade the class to open the ugly box; and the other child, the beautiful box—without telling them what's inside. Or you could have one child do the persuading for both boxes. Tell the class that they can open only one box. After a few minutes, let the class decide which box to open. After opening the box, guide the discussion.

ASK: Are you happy with the choice you made?
Could you have chosen the other box?
What consequence or result did your choice have?
How is this like choices you make every day?

SAY: Our choices always result in something. Another way of saying that is that our choices always have consequences—sometimes good, sometimes not so good.

FOCUS
♥ God lets us make choices.

Explore His Word (25 minutes)
2 Use these activities to help students explain the consequences of Adam and Eve's choice to disobey God.

Bible Background for the Teacher
When God brought Adam to the garden, He stressed the abundance that Adam had to choose from—any tree. However, one tree was not included in that offering. Instead of nourishment, that tree held a penalty for anyone who ate from it—death. At first, both Adam and Eve were completely at ease and happy in the situation God had established (2:25). However, the serpent entered to disrupt the picture.

Heartshaper Primary, Teacher Guide, Session 2

1

Activities are easy to prepare and teach. Everything you need is contained within this book and activities are included in every step. YOU choose what works best for you and the different kinds of learners in your class. You can do any or all of the photocopiable activity pages provided for each session.

Teaching Primary aged children

With HeartShaper, Primary aged children will grow spiritually

They can know these important facts:

- Only God and Jesus deserve their worship
- Jesus is God's Son; Jesus is their Saviour and friend
- God expects them to obey Him and His Word
- The Bible tells them all they need to know about God and Jesus

They can show these godly attitudes:

- Love God, feel He is special, and want to worship Him
- Love Jesus and want to follow His example
- Feel confident and willing to tell about Jesus

They will learn how to:

- Worship God in a variety of ways
- Follow Jesus' example of being a good friend
- Tell others about Jesus
- Pray sentence prayers, asking God for help or forgiveness and thanking God



With HeartShaper, Primary aged children will develop Bible skills

They will build on these Bible skills:

- Know the Bible is God's special book that tells about God and Jesus
- Know there are two parts of the Bible, an Old Testament and New Testament
- Say simple Bible verses from memory
- Retell basic facts about main Bible characters
- Begin to sequence events in main Bible stories

They will develop these new Bible skills:

- Begin to understand the major emphasis of the Old and New Testaments
- Know how to find Bible verses
- Begin to read Bible verses
- Say longer Bible verses from memory
- Develop Bible-reading comprehension skills



Reach children with special needs

HeartShaper gives the resources you need to train teachers and adapt lesson activities so you can include children with special needs right in your Sunday school classes.



Look for this symbol throughout the teacher guide to identify activities that work well for everyone, including those with special needs.

Example

Speak Up! Prayer Reminders  SAY: We can pray and ask for God's help so that ♥ we can live boldly for Jesus. Let's make prayer reminders. Then we'll pray to God. Distribute the activity page and other supplies. Read the directions and let kids make their prayer reminders. Be prepared to provide additional help as needed with fine-motor activities such as cutting and applying tape.	Materials Activities markers, scissors, tape  Craft
--	---

When you see this symbol after a title, it means the activity will work well for all children, including those with special needs or it may give you a helpful tip on how you can tweak the activity to make it better for those with special needs.



The Fall

Session 2

Scripture: Genesis 2:15-17; 3:1-6, 20-23

Focus: ♥ God lets us make choices.

Heart to Heart Teacher Devotion

Our culture shouts at your students (and you) the same thing the serpent told Eve: “You decide what’s right for you. Be your own god.” This lesson provides the opportunity for you to contradict that lie with God’s truth. Your students (and you) have a choice to listen to and obey God or to listen to and obey Satan. And that choice has eternal consequences.

Focus

♥ God lets us make choices.

Materials

2 boxes prepared as described here (Make one box look beautiful on the outside, but put something ugly inside it, such as a dirty sock. Make the other box look ugly, but put something nice inside it, such as sweets. Seal the boxes.)



Focus In

- 1 Use the following activity to help children **discover that choices always have consequences.**

Welcome

- Welcome each child warmly by name.

Two Box Choice

Select two children and secretly tell them what is in each box. One child will try to persuade the class to open the ugly box; and the other child, the beautiful box—without telling them what’s inside. Or you could have one child do the persuading for both boxes. Tell the class that they can open only one box. After a few minutes, let the class decide which box to open. After opening the box, guide the discussion.

ASK: Are you happy with the choice you made?

Could you have chosen the other box?

What consequence or result did your choice have?

How is this like choices you make every day?

SAY: Our choices always result in something. Another way of saying that is that our choices always have consequences—sometimes good, sometimes not so good.

Focus

♥ God lets us make choices.

Explore His Word

- 2 Use these activities to help students **explain the consequences of Adam and Eve’s choice to disobey God.**

Bible Background for the Teacher

When God brought Adam to the garden, He stressed the abundance that Adam had to choose from—any tree. However, one tree was not included in that offering. Instead of nourishment, that tree held a penalty for anyone who ate from it—death. At first, both Adam and Eve were completely at ease and happy in the situation God had established (2:25). However, the serpent entered to disrupt the picture.

Adam and Eve already knew good, so the only addition would be the knowledge of evil. The only thing that knowledge accomplished was planting the seed of death in their lives. Finally, the sin of Adam and Eve ruined their innocent perspective on life and their perfect relationship with God.

That's how Satan works—convincing us that he has a better way than God and ruining what we have in God. Will you obey God in the choices you make this week?

Bible Exploration Genesis 2:15-17; 3:1-6, 20-23

Write “history” and “His story” on the board. Ask children to open their Bibles to Genesis, the first book of the Bible. SAY: **The book of Genesis tells about the beginning of all things, the history of how the world began. History is *His* story, God's story.** Ask volunteers to read Genesis 2:15-17; 3:1-6, 20-23 aloud.

Ask children to stand. Tell them that they will act out what the serpent did, what Eve did, and what Adam did. If you have a large class, you might want to divide the class into three groups. Assign one group to act out the serpent's part, one group Eve's part, and the other group Adam's part. Tell children that they will mime, which means they can't use words but will silently act out what happens, along with expressing the emotions they think the characters might have felt. You can either read the Scripture passage or retell it in your own words while children act it out.

After children act it out, SAY: **Adam and Eve had the most important choice of all to make—whether or not to obey God. They had that choice because ♥ God lets us make choices. Let's think about the choices they made and what the consequences of those choices were.** Have children look at the activity page *Choices, Choices* (see photo copy master at the end of this session). Guide children to work through the choices Eve and Adam made. (Some of the consequences include: They felt shame. An animal died so they could have clothes. They had to leave the garden. They were separated from God. They had to work hard. They knew they would one day die.)

ASK: **What other choices could Eve have made?**

What other choices could Adam have made?

If you had been in Adam's or Eve's situation, what choices do you think you would have made?

SAY: **The consequences of Adam's and Eve's choices were huge! The choices Adam and Eve made to disobey God mattered a whole lot.**

Materials

Whiteboard, whiteboard marker, Bibles.



Materials

Bibles.

Focus

♥ God lets us make choices.

Make It Real

3 Use the activity below to help students **understand that there are consequences for obeying and disobeying God.**

Materials

Activities for lesson 3, pencils



Games such as Rock, Paper, Scissors can be difficult for children with disabilities. Consider showing pictures of children who made choices and what the consequences of those choices were.

Teaching Tip

Keep classroom rules positive, such as: listen while others talk, respect each other, and do the right thing.

Choices, Choices

SAY: **The consequences of Adam's and Eve's choices were huge! How about the choices you make?** Have kids pair up and play Rock, Paper, Scissors. If you have a large class, let the winners of the round then play each other. Keep playing until there is one winner. Talk about the consequences of their choices.

Have children look again at their activity page, Choices Choices. SAY: **The last row is all about you! Think about a situation you've probably faced before—whether or not to cheat.** Have children write down the choice they would make. They can also draw a sketch of themselves in the empty shape.

ASK: **Why did you make the choice that you did?**

Did you consider whether or not your choice would obey or disobey God? Explain.

Then lead children in thinking about the consequences of their choices by filling in the last box. Have children share possible consequences for obeying and disobeying God.

SAY: **Remember, ♥ God lets us make choices. And our choices to obey God or disobey Him always have consequences.**

Focus

♥ God lets us make choices.

Live It Out

4 Use this activity to help children **choose to obey God.**

Materials

Children's activity page, It's Your Choice (see photo copy master on p#), pencils (optional: string, scissors)



It's Your Choice



SAY: **Obey God or disobey God—it's your choice. Since ♥ God lets us make choices, He won't ever *make* us obey Him—He hopes that we love Him enough that we *want* to obey Him.** Use the children's activity page *It's Your Choice*. Ask children to look at the list and put a tick mark by those they will choose to obey. Remind students that they are obeying God when they obey parents, teachers, and so forth.

For your prayer time, tell children that you will say a sentence or phrase to give them an idea of what to pray about. Then you'll pause for a few seconds for them to silently pray about that. For example, PRAY: **Thank God for always hearing you when you pray.** Pause. **Ask God to help you obey Him by obeying your parents, your teachers and club leaders.** Pause. **Ask God to help you obey Him by obeying His Word, the Bible.** Pause. **In Jesus' name, amen.**

Let children tie string around their fingers to remind them to obey God all week.




CHOICES,



CHOICE

Eat or not eat
the fruit



What Eve chose to do



CHOICE

Eat or not eat
the fruit



What Adam chose to do

Me

CHOICE

Cheat or not
cheat on a test



What I choose to do

Why?

CHOICES

CHOICE

Give or not give
the fruit to Adam

What Eve chose to do

Consequences for Adam and Eve

Consequences for me

It's your **CHOICE**

to obey God by obeying ...

the Bible

parents

sports
coaches

schoolteachers

Sunday school leaders



**try
THIS!**

⇒ The next time you have a choice to make, make a chart of the choices you could make. Then write down the possible consequences. Remember to include the consequences of obeying and disobeying God.

⇒ **MEMORIZE** Deuteronomy 7:9.

Jokes! :)

**Knock, knock.
Who's there?**

**Tank
Tank who?
You're welcome!**

**Why did the picture
go to jail?**

**Because it was
framed.**

